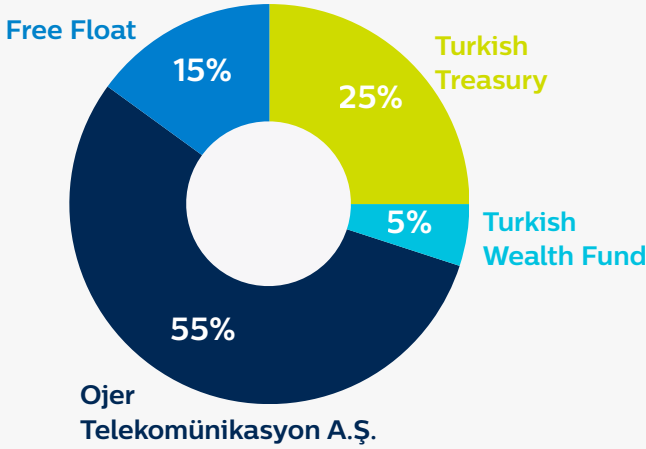


Ownership



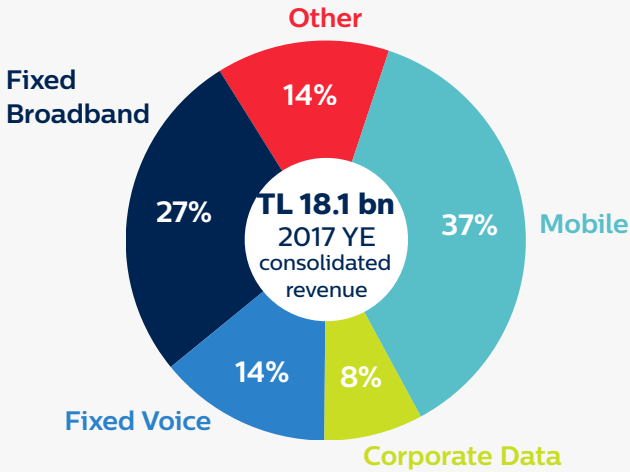
Note: Turkish Wealth Fund has 1.68% share in free float

2018 Guidance

- ▶ Around 11% Revenue growth*
- ▶ TL 7.0 bn - TL 7.2 bn EBITDA levels
- ▶ Around TL 3.5 bn CAPEX

* Excluding IFRIC 12

Revenue Breakdown (2017 YE)



TTKOM Bloomberg: TTKOM TI Reuters: TTKOM IS

Türk Telekom Group is Turkey's world-class, integrated telecommunication and technology services provider offering its customers the complete range of mobile, broadband, data, TV and fixed voice services as well as innovative convergence technologies under the unified "Türk Telekom" brand. Turkey is one of the largest telecom markets in EMEA region with over 80 mn growing population and increasing number of households.

Overview of Türk Telekom

Privatized in 2005 and IPO'ed in 2008; underwent a successful transformation resulting in increased efficiency and enlarged service scope

Unification of mobile, broadband, TV and fixed voice brands under single Türk Telekom brand with a customer oriented and integrated structure

Strong portfolio of subsidiaries, all well positioned to provide equity value both via supporting core businesses and via third party sales

Covering 81 cities of Türk Telekom with its 256K km fiber network

Financial and Operational Highlights

Consolidated revenues in 2017 increased 12.6% to TL 18.1bn - the highest growth since IPO

Excluding IFRIC 12, consolidated revenues increased 11.1% at the high end of the revenue guidance range of 10% -11% annual growth

Consolidated EBITDA grew 18.0% in 2017 - the highest EBITDA growth since IPO - to TL 6.45bn at the high end of the EBITDA guidance range of TL 6.3bn -TL 6.4bn for 2017

Number of total Türk Telekom subscribers increased to 41.7mn with 1.1mn net additions in Q4. For the full year, net subscriber acquisitions reached 2.8mn - again the best annual net add since IPO

Türk Telekom

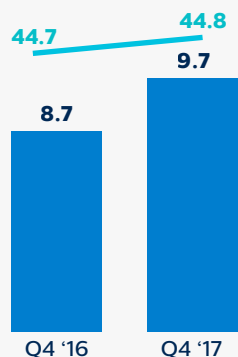


While Türk Telekom unified mobile, fixed voice, fixed broadband and TV brands under single "Türk Telekom" brand, TTNET A.S., and Avea İletişim Hizmetleri A.S. legal entities remain intact

Türk Telekom Group Operational Performance

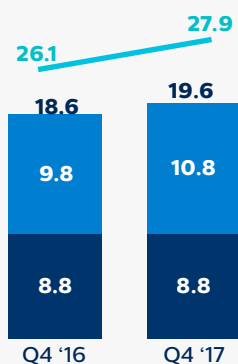
Fixed Broadband

■ Subscribers (mn) — ARPU (TL)



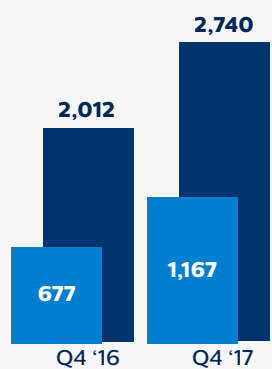
Mobile

■ Prepaid (mn) ■ Postpaid (mn) — Blended ARPU (TL)



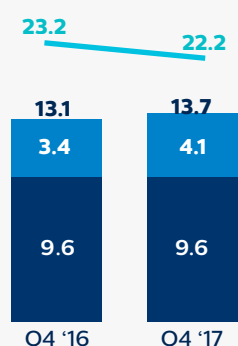
TV

■ Total TV (inc. Tivibu Home) (000) ■ Tivibu Home (000)



Fixed Voice

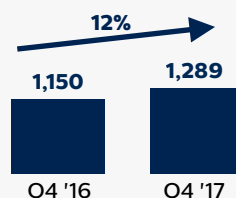
— Fixed Voice ARPU (TL)
■ Fixed Voice (mn) ■ Naked Broadband (mn)



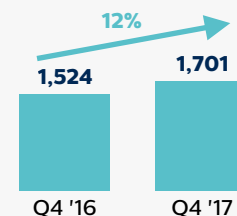
Corporate Fact Sheet 2017 YE

Financial Performance

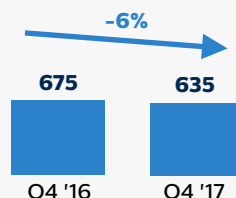
Fixed Broadband (TL mn)



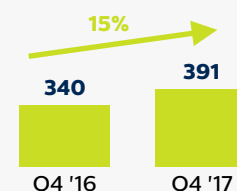
Mobile (TL mn)



Fixed Voice (TL mn)



Corporate Data (TL mn)



Summary Financials

Consolidated Income Statement (TL mn)	2017	Q4 '16	Q3 '17	Q4 '17
Revenues	18,140	4,250	4,532	4,800
EBITDA	6,452	1,434	1,687	1,525
Margin	35.6%	33.7%	37.2%	31.8%
Operating Profit	3,433	658	973	713
Margin	18.9%	15.5%	21.5%	14.8%
Financial Income/(Expense)	(1,954)	(2,180)	(519)	(1,061)
Tax Expense	(343)	134	(161)	235
Net Income	1,136	(1,388)	293	(113)
Margin	6.3%	n.m.	6.5%	n.m.

Consolidated Cash Flow Statement (TL mn)	2017	Q4 '16	Q3 '17	Q4 '17
Operating Cash Flow	5,944	2,243	952	3,063
Investing Cash Flow	(4,278)	(1,910)	(570)	(1,674)
CAPEX	(4,224)	(1,943)	(618)	(1,713)
Other Investing Activities	(54)	33	48	39
Financing Cash Flow	(595)	(503)	183	(12)
Net Change in Cash Position	1,072	(170)	564	1,376

Consolidated Balance Sheet (TL mn)	31.12.2016	30.09.2017	31.12.2017
Total Assets	26,874	26,519	29,149
Intangible Assets	8,341	8,148	8,438
Tangible Assets	8,760	8,362	9,138
Other Assets	6,757	7,247	7,473
Cash and Equivalents	3,016	2,761	4,100
Total Equity and Liabilities	26,874	26,519	29,149
Share Capital	3,260	3,260	3,260
Reserves, Retained Earnings and Other Equity Items	126	1,389	1,295
Interest Bearing Liabilities	15,041	15,398	16,492
Provisions for Employee Termination Benefits	696	673	711
Other Liabilities	7,751	5,798	7,391