

CORPORATE FACT SHEET

Second Quarter 2010

Istanbul Stock Exchange: TTKOM

Bloomberg: TTKOM TI

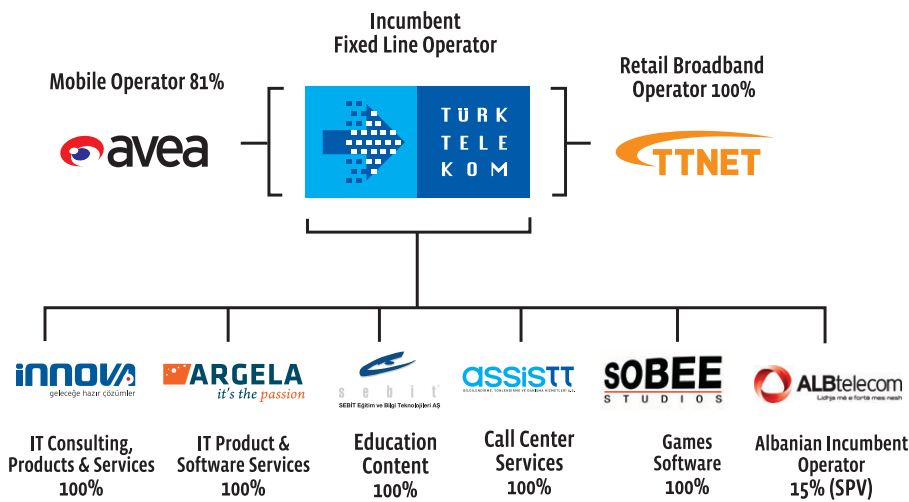
Reuters: TTKOM IS

Türk Telekom group is a world-class, integrated telecommunication and technology services provider in Turkey offering its customers the complete range of fixed line, mobile, data, and internet services as well as innovative convergence technologies.

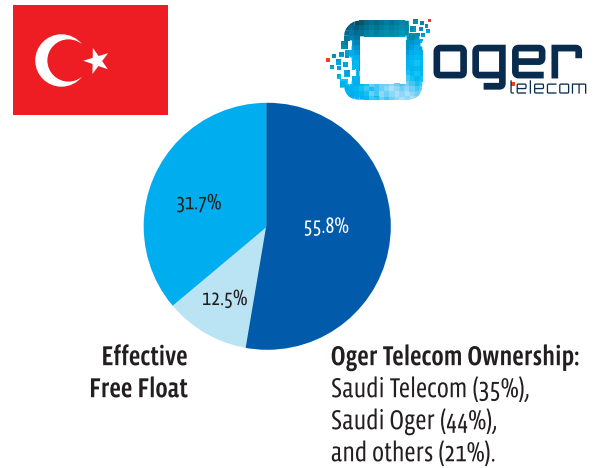


Turkey is one of the largest telecom markets in EMEA region with its 72 mn growing population and increasing number of households.

GROUP COMPANIES



OWNERSHIP STRUCTURE

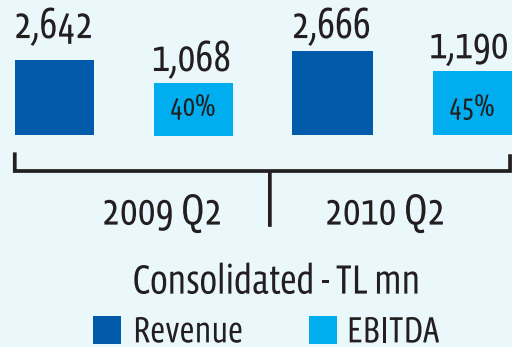


* Signed SPA to buy Invitel International including its subsidiaries; leading independent provider of wholesale data and capacity services in Central and South-Eastern Europe with a high-quality 27K km optical fiber network and presence in 16 countries; subject to regulatory approval

TÜRK TELEKOM GROUP

- Turkey's leading communication and technology group
- Privatized in 2005 and IPO'ed in 2008; a successful transformation resulting in increased efficiency, significant OPEX savings and enlarged service scope
- Strong management team with a broad range of international and sector experience building a pioneering perspective
- Extensive service and distribution networks of Türk Telekom, AVEA and TTNET providing significant opportunities
- Robust revenue and strong cash flow capacity enabling investment in promising segments and continuous growth
- Dividend policy is to pay out 100% of the distributable profit (approximately equals Net Income minus Required Legal Reserves)

Consolidated Revenue & EBITDA - TL mn



FIXED LINE


- One of the largest and most efficient fixed-line operators in the region
- Turkey's leading fixed-voice and data provider
- 16.3 mn PSTN Access Lines; 6.5 mn ADSL Connections; 8,000 Wi-Fi Hotspots

MOBILE

- AVEA - Turkey's youngest and growing mobile operator
- 11.5 mn Mobile Subscribers

TÜRK TELEKOM CAPITAL MARKETS & INVESTOR RELATIONS

Tel: +90 (212) 306 80 80 / Fax: +90 (212) 352 96 10
 Address: Akatlar Mah. Prof. Dr. Kaya Çilingiroğlu Cad. No: 10 34337 Etiler-Istanbul TURKEY
 ir@turktelekom.com.tr / www.turktelekom.com.tr



CORPORATE FACT SHEET

Second Quarter 2010

TÜRK TELEKOM GROUP HIGHLIGHTS

- Türk Telekom group achieved 11% EBITDA and 13% net income growth YoY with 45% EBITDA margin in Q2 2010
- New PSTN tariff structure increased MOU and slowed net declines in fixed voice subscribers
- ADSL subscribers growth continues into Q2 2010 supported by up-sells
- Mobile business has shown some improvement in profitability in Q2 2010

MARKET & REGULATION HIGHLIGHTS

- Telecom Authority announced naked ADSL fee as TL 8.13
- TA postponed 20 second billings for fixed line and mobile for an indefinite time
- New MTRs (52% cut from previous) and double tandem FTR (17% cut from previous)
- GSM rate cap (38% reduction from 64 Kurus to 40 Kurus) effective as of April 1st for all operators
- TL per minute pricing in place as of April 1st; accordingly mobile operators adjusted their pre-paid pricing

FIXED LINE HIGHLIGHTS

- Home Advantage bundles with significantly improved benefits for customers introduced in March
- PSTN bundle packages now over 25% of total lines
- Initiatives like daily internet and WebTV to support ADSL penetration and usage
- Gained 300 K net ADSL subscribers in H1 2010; ADSL ARPU enhancement continues with 9% YoY increase
- Up to 8 Mbps ADSL packages reached over 50% of total customer base thanks to strong up-sell campaigns and new acquisitions

(TL millions)	2009 Q2	2010 Q2	2009 YE
Revenue	2,099	2,093	8,386
OPEX	1,047	973	4,118
EBITDA	1,053	1,120	4,268
Margin	50%	54%	51%

MOBILE HIGHLIGHTS

- EBITDA margin back into double digit through combination of cost controls and commercial actions
- Blended ARPU has shown 8% increase YoY
- Gained ~120K postpaid subscribers in Q2 2010; subscriber loss from prepaid

(TL millions)	2009 Q2	2010 Q2	2009 YE
Revenues	625	643	2,504
OPEX	609	571	2,450
EBITDA	17	71	54
Margin	3%	11%	2%

SUMMARY FINANCIALS & KPIS*

Consolidated Income Statement (TL millions)	2009 Q2	2010 Q2	2009 YE
Revenues	2,642	2,666	10,568
OPEX	1,574	1,476	6,248
EBITDA	1,068	1,190	4,321
Margin	40%	45%	41%
Operating Profit	627	809	2,763
Margin	24%	30%	26%
Financial Income/Expense, net	43	(16)	(438)
Tax Expense	(154)	(229)	(673)
Net Profit	530	601	1,832
Margin	20%	23%	17%
Earnings Per Share - Kurus	0.15	0.17	0.52
Dividends Per Share - Kurus (Gross)			0.45
Total Dividend			1,590

Dividend Policy is to distribute 100% of distributable income (Approximately equals Net Income minus Required Legal Reserves). Cap is reached in First Legal Reserves.

CAPEX	1.148**	520	2,470**
-------	---------	-----	---------

Consolidated Balance Sheet (TL millions)	2009 H1	2010 H1	2009 YE
Intangible Assets	3,122	3,196	3,286
Tangible Assets	6,493	6,768	6,920
Other Assets	2,535	2,524	2,441
Cash and Equivalents	731	811	754
Total Assets	12,881	13,299	13,401
Share Capital	3,260	3,260	3,260
Reserves and Retained Earnings	1,276	1,678	2,162
Interest Bearing Liabilities	4,484	4,576	3,974
Provisions for LT Employee Benefits	714	680	634
Other Liabilities	3,147	3,105	3,371
Total Equity and Liabilities	12,881	13,299	13,401

Consolidated Cash Flow Statement (TL millions)	2009 Q2	2010 Q2	2009 YE
Cash Flow from Operating Activities	619	920	3,252
Cash Flow from Investing Activities	(804)	(322)	(2,079)
CAPEX	(862)	(396)	(2,321)
Other Investing Activities	58	74	242
Cash Flow from Financing Activities	(16)	(540)	(1,472)
Net Change in Cash Position	(201)	58	(298)

KPIs	2009 Q2	2010 Q2	2009 YE
PSTN Access Lines - millions	17.1	16.3	16.5
PSTN ARPU - TL	23.1	22	22.4
ADSL Connections - millions	6	6.5	6.2
ADSL ARPU - TL	29.3	32	29.5
Mobile Subscribers - millions	12.4	11.5	11.8
Mobile Blended ARPU - TL	16.5	17.8	17.8

* After Reclassification: Interest cost of severance expenses have been reclassified in Q1 2010. For more detailed information on the quarterly results, financials, definition of financial terms and KPIs used here, please see quarterly released investor presentations and financial statements available on our website.

** 2009 CAPEX includes 3G license fee